



This Week @MidwayTrades

Week Ending July 28, 2023

midway@midwaytrades.com
<https://midwaytrades.com>



Disclaimer



This presentation is for educational purposes only. Nothing in this presentation is intended to be trading or financial advice.



Economic News of the Week

2023 Economic Calendar

powered by **ECONODAY**

[U.S. & Intl Recaps](#) [Event Definitions](#) [Central Banks](#) [Today's Calendar](#)

2023 Econoday Investor's Journal [Order Now](#)

Monthly						Weekly						Daily						Today						Change Timezone						
Jan		Feb		Mar		Apr		May		Jun		Jul		Aug		Sep		Oct		Nov		Dec								
1	2	3	4	5	6	7	8	9	10	11	12	13	14	15	16	17	18	19	20	21	22	23	24	25	26	27	28	29	30	31
Monday Jul 24						Tuesday Jul 25						Wednesday Jul 26						Thursday Jul 27						Friday Jul 28						
Market Focus » 0_2						China leadership indicates policy settings to remain stable »						Market Focus »						Market Focus »						Market Focus »						
Market Reflections » 0_1						Market Focus »						Market Reflections »						Market Reflections »						Market Reflections »						
Chicago Fed National Activity Index REPORT 8:30 AM ET						4-Week Bill Settlement						MBA Mortgage Applications REPORT 7:00 AM ET						3-Month Bill Settlement						Personal Income and Outlays REPORT 8:30 AM ET						
PMI Composite Flash REPORT 9:45 AM ET						8-Week Bill Settlement						New Home Sales REPORT 10:00 AM ET						6-Month Bill Settlement						Employment Cost Index REPORT 8:30 AM ET						
3-Month Bill Auction REPORT 11:30 AM ET						4-Month Bill Settlement						State Street Investor Confidence Index REPORT 10:00 AM ET						Durable Goods Orders REPORT 8:30 AM ET						Consumer Sentiment CONSENSUS 10:00 AM ET						
6-Month Bill Auction REPORT 11:30 AM ET						FOMC Meeting Begins •						Survey of Business Uncertainty REPORT 10:15 AM ET						GDP REPORT 8:30 AM ET						Baker Hughes Rig Count 1:00 PM ET						
2-Yr Note Auction REPORT 1:00 PM ET						Case-Shiller Home Price Index REPORT 9:00 AM ET						EIA Petroleum Status Report REPORT 10:30 AM ET						International Trade in Goods [Advance] REPORT 8:30 AM ET						Farm Prices 3:00 PM ET						
						FHFA House Price Index REPORT 9:00 AM ET						4-Month Bill Auction REPORT 11:30 AM ET						Jobless Claims REPORT 8:30 AM ET												
						Consumer Confidence REPORT 10:00 AM ET						2-Yr FRN Note Auction REPORT 11:30 AM ET						Retail Inventories (Advance) REPORT 8:30 AM ET												
						Richmond Fed Manufacturing Index REPORT 10:00 AM ET						FOMC Announcement REPORT 2:00 PM ET						Wholesale Inventories (Advance) REPORT 8:30 AM ET												
						4-Week Bill Announcement REPORT 11:00 AM ET						Fed Chair Press Conference REPORT 2:30 PM ET						Pending Home Sales Index REPORT 10:00 AM ET												
						8-Week Bill Announcement REPORT 11:00 AM ET												EIA Natural Gas Report REPORT 10:30 AM ET												
						4-Month Bill Announcement REPORT 11:00 AM ET												3-Month Bill Announcement REPORT 11:00 AM ET												
						5-Yr Note Auction REPORT 1:00 PM ET												6-Month Bill Announcement REPORT 11:00 AM ET												
						Money Supply REPORT 1:00 PM ET												Kansas City Fed Manufacturing Index REPORT 11:00 AM ET												
																		4-Week Bill Auction REPORT 11:30 AM ET												

Earnings Season

**E EARNINGS
W WHISPERS**

Most Anticipated Earnings Releases

for the week beginning
July 24, 2023


Monday		Tuesday		Wednesday		Thursday		Friday
Before Open	After Close	Before Open	After Close	Before Open	After Close	Before Open	After Close	Before Open
DPZ 	CLF 	VZ 	MSFT 	T 	META 	RCL 	ENPH 	XOM 
APLD 	NXPI 	GM 	GOOGL 	BA 	CMG 	MCD 	F 	PG 
PHG 	CDNS 	MMM 	SNAP 	KO 	PTC 	LUV 	INTC 	CVX 
BOH 	AGNC 	GE 	V 	TLRY 	NOW 	MA 	ROKU 	CHTR 
BMRC 	WHR 	SPOT 	PACW 	TMO 	LRCX 	CROX 	FSLR 	CNC 
DX 	LOGI 	LW 	TDOC 	HLT 	ENVX 	VLO 	DXXM 	BAH 
HBT 	FFIV 	NUE 	CALM 	ADP 	QSO 	ABBV 	TMUS 	AZN 
HOPE 	MEDP 	RTX 	TXN 	UNP 	EBAY 	BMY 	X 	CL 
RYAAY 	BRO 	NEE 	EQT 	CPG 	MAT 	HON 	KLAC 	NWL 
RLI 	ALK 	WFRD 	WFRD 	GD 	WH 	NYCB 	SKX 	CHRT 

The Week That Was


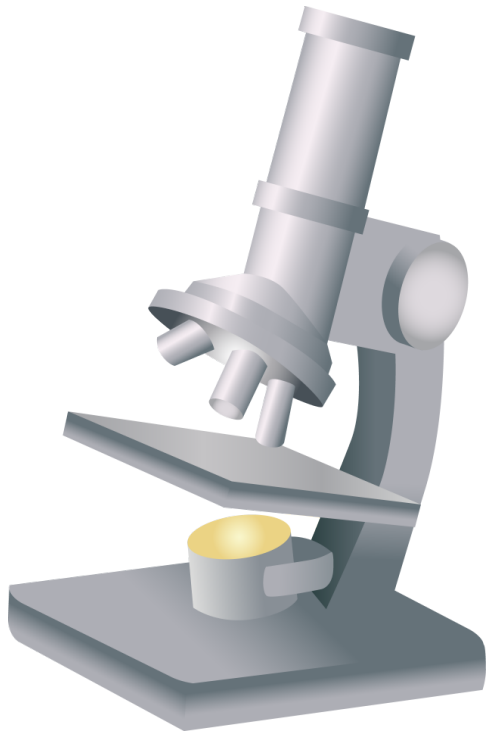
- Theme: “A Strong Close on a Busy Week”
- Start of Week: 1 Trade
 - SPX 16-day Narrow Calendar (5-lot): DIT 5
- Opened Trades: 2 Trades
 - Mon: SPX 11-day Put Diagonal (2-lot)
 - Weds SPX 16-day Narrow Calendar (5-lot)
- Closed Trades: 3 Trades
 - Weds: SPX 16-day Narrow Calendar (5-lot)
 - \$237.00 [8%] in 7 days
 - Weds: SPX 11-day Put Diagonal (2-lot)
 - \$144.80 [10%] in 2 days
 - Fri: SPX 16-day Narrow Calendar (5-lot)
 - \$212.00 [8%] in 2 days
 - Balance: **\$593.80**
- End of Week: Cash




July, 2023




- 8 Trades
- 6 wins, 2 losses
- Wins:
 - SPX 15-day Narrow Calendar (5-lot) \$354.00 [11.5%] in 6 days
 - SPX 15-day Unbalanced Butterfly (1-lot) \$229.80 in 1 day
 - SPX 15-day Day Narrow Calendar (5-lot) \$197.00 [6%] in 6 days
 - SPX 16-day Narrow Calendar (5-lot) \$237.00 [8%] in 7 days
 - SPX 11-day Put Diagonal (2-lot) \$144.80 [10%] in 2 days
 - SPX 16-day Narrow Calendar (5-lot) \$212.00 [8%] in 2 days
- Loss:
 - SPX 9-day Double Diagonal (3-lot) (\$439.50) (15%) in 6 days
 - SPX 9-day Double Diagonal (2-lot) (\$268.20) (14%) in 6 days
- Lessons: Keep losses under control; keep trading
- Monthly Total: \$666.90 [105%]
- YTD: \$4,437.42 [109%]



Off to the Lab!





Thank you for your time. Let's keep talking!

Gab: @MidwayTrades
BitChute: MidwayTrades
Rumble: MidwayTrades
Email: midway@midwaytrades.com
<https://midwaytrades.com>
Reddit: [r/options](https://www.reddit.com/r/options) [[u/MidwayTrades](https://www.reddit.com/u/MidwayTrades)]
Liberty Links: <https://libertylinks.io/midwaytrades>
Fediverse: @midway@soapbox.midwaytrades.com