



This Week @MidwayTrades

Week Ending October 29, 2021

BitChute/GabTV: MidwayTrades
<https://midwaytrades.com>

Disclaimer



This presentation is for educational purposes only. Nothing in this presentation is intended to be trading or financial advice.



Economic News of the Week

2021 Economic Calendar

powered by **ECONODAY**

[U.S. & Intl Recaps](#) [Event Definitions](#) [Today's Calendar](#)

2022 Econoday Investor's Journal [Order Now](#)

Monthly						Weekly						Daily						Today						Change Timezone						
Jan		Feb		Mar		Apr		May		Jun		Jul		Aug		Sep		Oct		Nov		Dec								
1	2	3	4	5	6	7	8	9	10	11	12	13	14	15	16	17	18	19	20	21	22	23	24	25	26	27	28	29	30	31
Monday Oct 25						Tuesday Oct 26						Wednesday Oct 27						Thursday Oct 28						Friday Oct 29						
Market Focus »						4-Week Bill Settlement						UK Budget »						3-Month Bill Settlement						5-Yr TIPS Settlement						
Global Economics »						8-Week Bill Settlement						MBA Mortgage Applications ● 7:00 AM ET						6-Month Bill Settlement						Employment Cost Index <div>CONSENSUS</div> ● 8:30 AM ET						
Chicago Fed National Activity Index <div>REPORT</div> ● 8:30 AM ET						Redbook ● 8:55 AM ET						Durable Goods Orders <div>CONSENSUS</div> ● 8:30 AM ET						GDP <div>CONSENSUS</div> ● 8:30 AM ET						Personal Income and Outlays <div>CONSENSUS</div> ● 8:30 AM ET						
Dallas Fed Manufacturing Survey <div>REPORT</div> ● 10:30 AM ET						Case-Shiller Home Price Index <div>CONSENSUS</div> ● 9:00 AM ET						International Trade in Goods (Advance) <div>CONSENSUS</div> ● 8:30 AM ET						Jobless Claims <div>CONSENSUS</div> ● 8:30 AM ET						Chicago PMI <div>CONSENSUS</div> ● 9:45 AM ET						
3-Month Bill Auction 11:30 AM ET						FHFA House Price Index <div>CONSENSUS</div> ● 9:00 AM ET						Retail Inventories (Advance) ● 8:30 AM ET						Pending Home Sales Index <div>CONSENSUS</div> ● 10:00 AM ET						Consumer Sentiment <div>CONSENSUS</div> ● 10:00 AM ET						
6-Month Bill Auction 11:30 AM ET						New Home Sales <div>CONSENSUS</div> ● 10:00 AM ET						Wholesale Inventories (Advance) <div>CONSENSUS</div> ● 8:30 AM ET						EIA Natural Gas Report ● 10:30 AM ET						Baker Hughes Rig Count ● 1:00 PM ET						
						Consumer Confidence <div>CONSENSUS</div> ● 10:00 AM ET						State Street Investor Confidence Index ● 10:00 AM ET						Kansas City Fed Manufacturing Index ● 11:00 AM ET						Farm Prices ● 3:00 PM ET						
						Richmond Fed Manufacturing Index <div>CONSENSUS</div> ● 10:00 AM ET						EIA Petroleum Status Report ● 10:30 AM ET						3-Month Bill Announcement 11:00 AM ET												
						4-Week Bill Announcement 11:00 AM ET						Survey of Business Uncertainty ● 11:00 AM ET						6-Month Bill Announcement 11:00 AM ET												
						8-Week Bill Announcement 11:00 AM ET						2-Yr FRN Note Auction 11:30 AM ET						52-Week Bill Announcement 11:00 AM ET												
						2-Yr Note Auction 1:00 PM ET						5-Yr Note Auction 1:00 PM ET						4-Week Bill Auction 11:30 AM ET												
						Money Supply ● 1:00 PM ET												8-Week Bill Auction 11:30 AM ET												
																		7-Yr Note Auction 1:00 PM ET												
																		Fed Balance Sheet ● 4:30 PM ET												
U.S. Equity Settlement 10-27-21						U.S. Equity Settlement 10-28-21						U.S. Equity Settlement 10-29-21						U.S. Equity Settlement 11-1-21						U.S. Equity Settlement 11-2-21						

ECONODAY

Important Legal Notice: Econoday has attempted to verify the information contained in this calendar. However, any aspect of such info may change without notice. Econoday does not provide investment advice, and does not represent that any of the information or related analysis is accurate or complete at any time.

- Market Moving Indicators
- Merit Extra Attention
- Other Key Indicators


Earnings Season



Most anticipated earnings releases for the week beginning **October 25th, 2021**

MON		TUE		WED		THU		FRI
BEFORE OPEN	AFTER CLOSE	BEFORE OPEN	AFTER CLOSE	BEFORE OPEN	AFTER CLOSE	BEFORE OPEN	AFTER CLOSE	BEFORE OPEN


The Week That Was


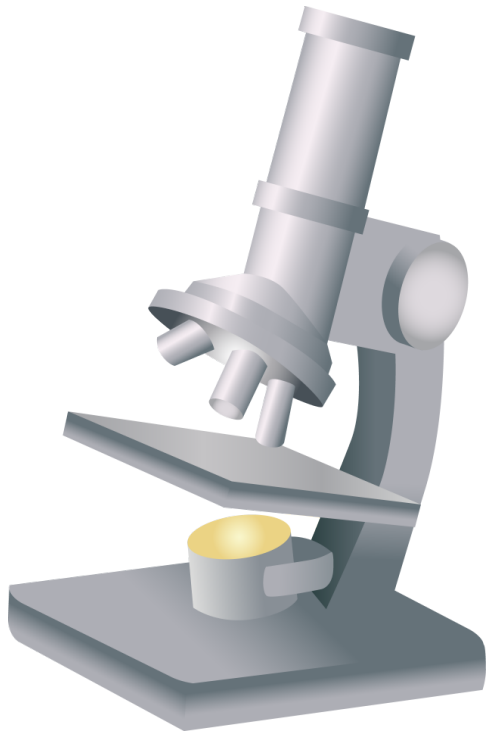


- Theme: “Patience”
- Start of Week: 2 Trades
 - SPX 30-day “Butterfly” (2-lot) DIT: 19
 - SPX 22-day Calendar (4-lot) DIT: 4
- Opened Trades: 1 Trade
 - Weds: SPX 23-day Narrow Calendar (5-lot)
- Closed Trades: 2 Trades
 - Thurs: SPX 30-day “Butterfly” (2-lot)
 - 22 days (\$121.40) (-5.5%)
 - Thurs: SPX 22-day Calendar (4-lot)
 - 7 days \$319.60 (8.5%)
 - Balance: **\$198.20**
- Ended Week: 1 Trade
 - SPX 23-day Narrow Calendar (5-lot)


October, 2021

- 3 Trades
- 1 wins, 2 losses
- Significant Wins:
 - SPX 22-day Calendar \$319.60 (8.5%) in 7 days
- Significant Losses:
 - SPX 30-day Butterfly (\$470.80) (-22%) in 7 days
 - SPX 30-day Butterfly (\$121.40) (-5.5%) in 22 days
- Lesson: Managing Losers Can Work
- Monthly Total: (\$272.60)





Off to the Lab!





Thank you for your time. Let's keep talking!

GabTV: MidwayTrades

Gab: @MidwayTrades

BitChute: MidwayTrades

Email: midway@midwaytrades.com

<https://midwaytrades.com>

Reddit: [r/options](https://www.reddit.com/r/options) [[u/MidwayTrades](https://www.reddit.com/user/MidwayTrades)]